

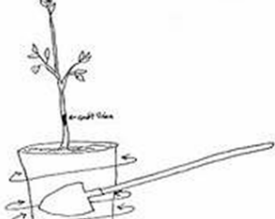
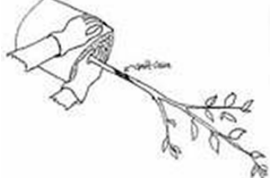



# Container Planting Instructions for Trees

	<p><b>STEP 1 - CONTAINER PLANTING</b></p> <p>Select a large, sturdy container (20 gallons or larger). Drill several 3/4-inch drainage holes in the bottom. Place spun poly type weed mat (may be purchased at Isle of Sky Nursery) over the holes.</p> <p>Illustration Top Layer — weed mat Illustration Bottom Layer — drainage holes</p>
	<p><b>STEP 2 - CONTAINER PLANTING</b></p> <p>Fill the container part way with a good quality organic potting soil such as Fox Farm's Coco-Loco which is sold at Isle of Sky Nursery. Mix in one-half of the Grow Mix. The soil level in the container should be high enough to elevate the tree to the top of the container. Remember, the soil will settle over time.</p>
	<p><b>STEP 3 - CONTAINER PLANTING</b></p> <p>Whack the back of a shovel against the outside of the container to loosen the roots inside the pot.</p>
	<p><b>STEP 4 - CONTAINER PLANTING</b></p> <p>Gently remove the tree from the nursery pot and place it upright in the prepared container. DO NOT handle the tree above the graft union.</p>
	<p><b>STEP 5 - CONTAINER PLANTING</b></p> <p>Finish filling the remaining space with your organic potting mix and lightly work the remaining half of the Grow Mix into the surface.</p> <p>Stake the tree with one or two good wooden or heavy bamboo stakes to support your tree from the winds.</p> <p>Water thoroughly before top dressing with 2 inches of partially rotten pine needles.</p> <p>NOTE: The pine needle mulch is the top layer and the remaining Grow Mix is added to the lower layer as per the illustration arrows.</p>

# Plant Right for Tree Success

## SELECTING THE CORRECTION LOCATION

Whether planting in containers or in the ground, select a location that allows for the best possible care and protection of your trees. Remember that dwarf trees only grow to the size of a large bush. Therefore, they may be planted in very small spaces, close together and often espaliered against wooden fences or trellises.

## ASSEMBLE THE CORRECT SOIL AMENDMENTS

Cutting corners at this point will bring you less than optimum results. EACH tree will require approximately three bags of organic potting soil such as Fox Farm's Coco-Loco (sold at Isle of Sky Nursery) if planted in a large container.

If planted in the ground, add half a bag of high quality organic potting soil to mix with the backfill. In addition to potting soil, each tree will need a \*Grow Mix.

Grow Mix for CONTAINER Plants:

- Azomite
- organic fertilizer
- 

Grow Mix for IN-GROUND Planting:

- organic fertilizer

Both Azomite and organic fertilizers are available at Isle of Sky Nursery. Jaimee's products represent the most advanced sustainable soil technology today.