

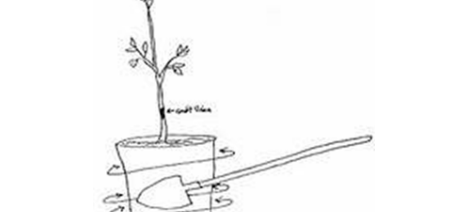
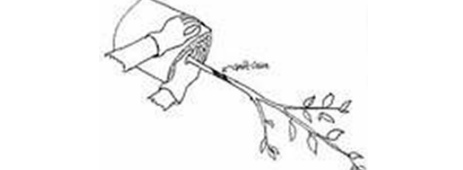



In-ground Planting Instructions for Trees

	<p>STEP 1 - IN-GROUND PLANTING</p> <p>Dig a bowl-shaped hole two feet wider and 10 inches deeper than the nursery container.</p> <p>Break up soil in the bottom of the hole and remove rocks, sticks and clods from the soil.</p>
	<p>STEP 2 - IN-GROUND PLANTING</p> <p>Add one half of the Grow Mix one half bag of good quality organic potting mix such as Fox Farm's Coco-Looco which is sold at Isle of Sky Nursery. Replace enough amended soil in the hole so the tree will be level with the ground when finished.</p>
	<p>STEP 3 - IN-GROUND PLANTING</p> <p>Whack the back of a shovel against the outside of the container to loosen the roots inside the pot.</p>
	<p>STEP 4 - IN-GROUND PLANTING</p> <p>Gently remove the tree from the nursery pot and place it upright in the prepared container.</p> <p>DO NOT handle the tree above the graft union.</p>
	<p>STEP 5 - IN-GROUND PLANTING</p> <p>Back fill with your amended organic potting mix to the original soil level with the ground. Lightly work the remaining half of the Grow Mix into the surface around the base of the tree. Create a low berm around the tree at least as wide as the tree is tall with a minimum of four feet.</p> <p>Flood with water around the tree to settle the soil and add more soil if necessary.</p> <p>Stake the tree with one or two good wooden or heavy bamboo stakes or tie it as an espalier against a wooden fence or other support to protect your tree from the winds.</p> <p>Cover the entire well with three to four inches of partially rotten pine needles.</p> <p>NOTE: The pine needle mulch is the top layer and the remaining Grow Mix is added to the lower layer as per the illustration arrows.</p>

Plant Right for Tree Success

SELECTING THE CORRECTION LOCATION

Whether planting in containers or in the ground, select a location that allows for the best possible care and protection of your trees. Remember that dwarf trees only grow to the size of a large bush. Therefore, they may be planted in very small spaces, close together and often espaliered against wooden fences or trellises.

ASSEMBLE THE CORRECT SOIL AMENDMENTS

Cutting corners at this point will bring you less than optimum results. EACH tree will require approximately three bags of organic potting soil such as Fox Farm's Coco-LoCo (sold at Isle of Sky Nursery) if planted in a large container.

If planted in the ground, add half a bag of high quality organic potting soil to mix with the backfill. In addition to potting soil, each tree will need a *Grow Mix.

Grow Mix for CONTAINER Plants:

- Azomite
- organic fertilizer
-

Grow Mix for IN-GROUND Planting:

- organic fertilizer

Both Azomite and organic fertilizers are available at Isle of Sky Nursery. Jaimee's products represent the most advanced sustainable soil technology today.